

# “WATGAL” INFILTRATION GALLERY

Rainwater infiltration  
system



## **SIMPLE ASSEMBLY**


Assembly and installation can be carried out even by a no-expert Simple connection in the system

## **HIGH-STRENGTH**

Sliding construction after the gallery is covered with 0.5 m of soil

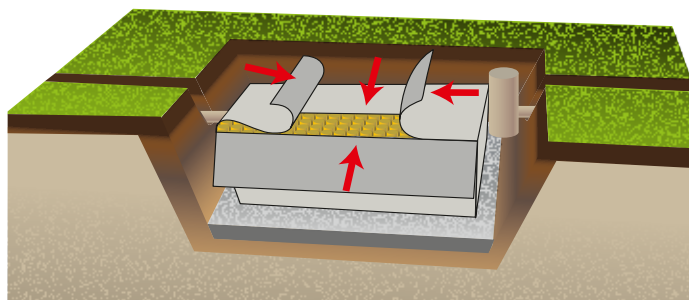
## **LARGE INFILTRATION SURFACE**

Infiltration surface for WAT1 is 5 m<sup>2</sup>  
(using one WAT1)



# VODACZ

Retaining up to 96% volume of the overall infiltration installation, the infiltration gallery has to be assembled on a solidified gravel panel 16/23 – 32/63 fraction, with the thickness of 150–200 mm and wrapped completely in geotextile. The infiltration gallery features construction of high-supporting capacity (5t/m<sup>2</sup>) and, if provided with geograting and covered with soil up to 0.5 m of height, it is mobile (sliding).



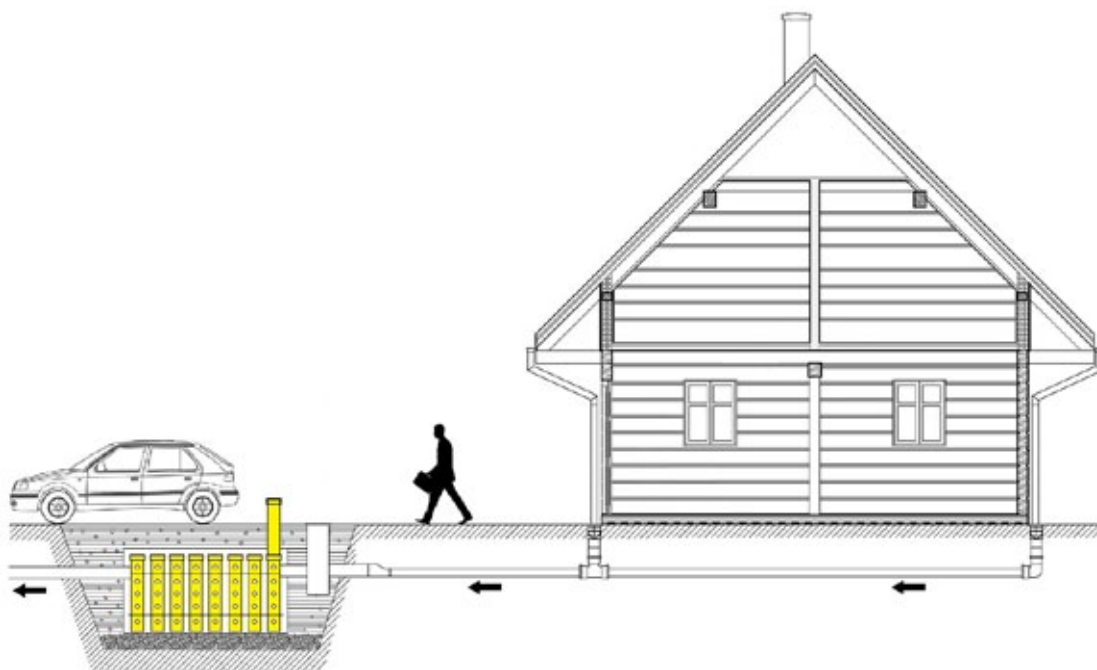
## THE PRICE INCLUDES

- › perforated piping
- › base plates
- › connecting tapes
- › stainless plate stops
- › connecting T-piece
- › 1m ventilation chimney



## TECHNICKÁ SPECIFIKACE

	WAT 0,5	WAT 1	Unit
Usable volume	0,42	0,92	m <sup>3</sup>
Length	920	920	mm
Width	920	920	mm
Height	500	1081	mm



**VODACZ**

Headquarters:

**VODA CZ, s. r. o.**  
Bohuslava Martinů 1038/20  
500 02 Hradec Králové  
Pražské Předměstí

Plant:

**VODA CZ, s. r. o.**  
Hořenice 45  
551 01 Jaroměř

Service:

**VODACZ**  
**SERVICE**  
www.vodaczservice.com

Contact:

e-mail: info@vodacz.com

Service:

phone: +420 800 150 155



[www.vodacz.com](http://www.vodacz.com)